

POOL/HOT TUB PACKET

This packet includes everything you will need to install a pool or hot tub including a *Zoning Certificate Application*, a *Building Permit Application*, an *Electrical Permit Application*, and a *Pool/Hot Tub Plan Packet*.



ZONING CERTIFICATE APPLICATION

PLEASE VIEW THE FOLLOWING INFORMATION PRIOR TO TURNING IN AN APPLICATION

THE PURPOSE

The following information will serve as a guide to make understanding and completing the Zoning Certificate Application easier. A Zoning Certificate Application is required by Elizabeth Township when residents *alter a property* or *change the use of a property*. **All additions, expansions, and/or new structures* require a zoning certificate.** This zoning review ensures that any *alteration or change in use* complies with the *Elizabeth Township Zoning Ordinances* and all work meets building safety standards. Please visit <https://ecode360.com/34143329> to view the code related to Zoning Applications.

*STRUCTURE DEFINITION – Any man-made object having an ascertainable stationary location on or in land or water whether or not affixed to the land.

THE APPLICATION

The following zoning certificate application must be completed in its entirety to be considered.

Any application that is not fully completed including all required accompanying documents will not be reviewed and a new application and accompanying documents will need to be resubmitted.

*Electronic submissions are preferred, but not required. If you are turning in this application electronically, only **PDF** submissions will be considered. Electronic submittals can be emailed to the Elizabeth Township Code Enforcement Department.*

Please complete the **SITE INFORMATION SECTION** in its entirety. It is important for us to have this information to make the review process run smoothly.

Next, check all that applies to your project in the **TYPE OF WORK SECTION**. In the **DESCRIPTION OF WORK SECTION**, we learn more about the proposed project. Please include all required information so we can review the application efficiently. Be sure that the project description is as detailed as possible. If the description cannot fit into the provided section, feel free to attach an additional paper with the description. **Note that some projects will also require a building permit along with the zoning permit.* Any structure that is under 750 square feet does *NOT* require a building permit. Any structure over 750 square feet *DOES* require a building permit.

Common items that require a zoning certificate are listed below. This is not a comprehensive list of ALL items that require a zoning certificate. If your project is not on this list, it doesn't necessarily mean that a zoning certificate is not required. It is best practice to reach out to the Elizabeth Township Code Enforcement Department prior to starting projects to ensure you are complying with all local codes and ordinances.

Fences, Sheds, Driveway, Accessory Structures, Patios, Porches, Decks, Steps, Playsets, Pergolas, Gazebos,
Carports, Wheelchair Ramps, Walls, Satellite Disks, Private Sports Courts, Canopies and Similar Structures,
Storage Structure, Garage, Swimming Pools, Hot Tubs, Parking Lot, Signs, Greenhouses, Antennas

A detailed site plan is also required. The plan must include all pre-existing structures with dimensions, the new proposed structure(s) with dimensions, and the distance from the new proposed structure(s) to the property lines and existing structures. A good place to start is by visiting the Allegheny County Real Estate Portal Site and using the map for your parcel to create your site plan.

<http://www2.alleghenycounty.us/RealEstate/search.aspx>. However, as helpful as the Allegheny Real Estate Portal Site may be, the property lines are not always 100% accurate. **Due to this, the Zoning Officer at his or her discretion may require a survey to be completed by a Licensed Survey Professional for the site plan.**

REVIEW, FEE, AND PICK-UP

Often, the review process for zoning permits gets delayed when not enough information is submitted, or the application is incomplete. To accelerate the review process, please ensure all information is detailed and all documentation is provided. **NO PAYMENT IS REQUIRED UNTIL THE PERMIT HAS BEEN ISSUED.** When the permit is approved and ready for pick-up, you will receive a call from our office and be told the associated fee. Note that fees vary based on the project type and scope.

Please keep a copy of all submitted documents for your records.

NO WORK IS TO BEGIN PRIOR TO THE PAYMENT AND PICK-UP OF THE PERMIT. IF ANY WORK IS STARTED PRIOR TO THE PAYMENT AND PICK-UP, YOU ARE IN VIOLATION AND SUBJECT TO FINES AND OTHER LEGAL ACTIONS.



ELIZABETH TOWNSHIP
522 ROCK RUN ROAD ELIZABETH, PA 15037
PHONE: 412-751-2880 FAX: 412-751-6002
www.elizabethtwppa.com

ZONING APPLICATION CHECKLIST

_____ Completed and Signed Zoning Certificate Application Including:

- _____ Completed contact information
- _____ Detailed description of proposed work
- _____ Estimated total cost of proposed work
- _____ Signed acknowledgement

_____ Detailed Site Plan/Survey Including:

- _____ Location and dimensions of lot
- _____ Location and dimensions of all existing AND proposed structures (including, but not limited to, principal structure, driveway, pool, fence, shed, etc...)
- _____ Distance of proposed structure from front, side, and rear property lines and distance to other structures (including, but not limited to, principal structure, driveway, pool, fence, shed, etc...)



ELIZABETH TOWNSHIP
522 ROCK RUN ROAD ELIZABETH, PA 15037
PHONE: 412-751-2880 FAX: 412-751-6002
www.elizabethtwppa.com

ZONING CERTIFICATE APPLICATION

Site Information

Zoning Site Address: _____

Owner/Tenant Name: _____

Owner/Tenant Address: _____

Owner/Tenant Phone Number: _____

Owner/Tenant Email: _____

Does the current use of the property remain the same? ___ Yes ___ No

If no, please explain: _____

Type of Work

- ___ New Construction* ___ Driveway
- ___ Addition* ___ Fence
- ___ Deck* ___ Above Ground Pool*
- ___ Shed* ___ In Ground Pool*
- ___ Playset ___ Garage – Detached*
- ___ Patio ___ Garage – Integral*
- ___ Other*: (Explain in **DESCRIPTION OF WORK SECTION**)

(*MAY ALSO REQUIRE A BUILDING PERMIT APPLICATION – CHECK WITH CODE OFFICIAL*)

Description of Work

Description of Project:

Material Cost: _____ Labor Cost: _____

Estimated Total Cost: _____

Project Square Footage: _____

Project Height (from grade to highest point): _____

I HEREBY ACKNOWLEDGE THAT I AM THE PROPERTY OWNER, OR I HAVE THE AUTHORITY TO MAKE THIS APPLICATION ON BEHALF OF THE PROPERTY OWNER, AND THAT I HAVE READ THIS APPLICATION AND STATE THE ABOVE IS CORRECT TO COMPLY WITH ALL ELIZABETH TOWNSHIP ORDINANCES REGARDING ZONING.

Applicant Name: _____ Applicant Signature: _____ Date: _____

ZONING CODE OFFICAL USE ONLY

Zoning Fee \$75.00

TOTAL \$75.00

RESIDENTIAL BUILDING PERMIT APPLICATION

THE PURPOSE

The following information will serve as a guide to make understanding and completing the *RESIDENTIAL* building permit application easier. This information is intended only for the *RESIDENTIAL* building permit application. Please refer to the *COMMERCIAL* building permit application for commercial building information.

THE APPLICATION

The following building permit application must be completed in its entirety to be considered.

Any application that is not fully completed with all required accompanying documents will not be reviewed and a new application and accompanying documents will need to be resubmitted.

Electronic submissions are preferred, but not required. If you submit this application electronically, only PDF submissions will be considered. Electronic submissions can be emailed to the Code Enforcement Department.

Please complete the **SITE INFORMATION SECTION** in its entirety. It is important for us to have this information to make the review process go smoothly.

Next, provide all the required information in the **CONTRACTOR INFORMATION SECTION**. If the contractor for the job will be the same as the property owner, just write "SAME AS ABOVE" on the Contractor line the Contractor Information Section. It is extremely important that the PA Registration Number for the Contractor is provided. Additionally, we require a copy of the **CONTRACTOR'S INSURANCE FOR WORKERS COMPENSATION OR A SIGNED EXEMPTION FORM**.

The **TYPE OF WORK SECTION** and **DESCRIPTION OF WORK SECTION** is where we learn more about the proposed project. Please include all the required information so we can review the application more efficiently. Be sure that the project description is as detailed as possible. If the description cannot fit into the provided section, feel free to attach an additional paper with the description to the application.

REVIEW, FEE, AND PICK-UP

Often, the review process for residential building permits gets held up when not enough information is presented, or the application is incomplete. To speed up the review process, please ensure all necessary information is detailed and all necessary documents are provided. **NO PAYMENT IS REQUIRED UNTIL THE PERMIT IS ISSUED**. When the application is approved and ready for pick-up, someone from our office will call you and inform you of the fee at that time. Note that fees vary based on the project type and scope.

Please keep a copy of all submitted documents for your records.

NO WORK IS TO BEGIN PRIOR TO THE PAYMENT AND PICK-UP OF THE PERMIT. IF ANY WORK IS STARTED PRIOR TO THE PAYMENT AND PICK-UP, YOU ARE IN VIOLATION AND SUBJECT TO FINES AND OTHER LEGAL ACTIONS.

RESIDENTIAL BUILDING APPLICATION CHECKLIST

_____ Completed and Signed Residential Building Certificate Application Including:

_____ Completed contact information

_____ Completed contractor information

_____ Detailed description of proposed work

_____ Estimated total cost of proposed work

_____ Signed acknowledgement

_____ Contractor's Certificate of Insurance/Exemption Form

_____ Detailed Copy of Plan and Materials to be Used

_____ Zoning Certificate Application



RESIDENTIAL BUILDING PERMIT APPLICATION

Site Information

Construction Site Address: _____
Owner/Tenant Name: _____
Owner/Tenant Address: _____
Owner/Tenant Phone Number: _____
Owner/Tenant Email: _____
State Classification: ___New Residential ___Other Residential Is the Construction Site in a Flood Plain? ___Yes ___No
Does any of the work involve structural repairs, alterations, or addition? ___Yes ___No

Contractor Information

Contractor: _____
(IF OWNER, PUT SAME NAME ABOVE)
Address: _____
Cell Phone Number: _____ Email: _____
PA Registration Number: _____
(CERTIFICATE OF INSURANCE FOR WORKERS COMPENSATION NEEDED OR SIGNED EXEMPTION FORM ALSO REQUIRED)

Type of Work

___ Accessory Structure: Type: _____ Additions Additions of: _____
___ Alterations Type: _____ Deck Height above Grade: _____
___ Demolition Demolition of: _____ Mechanical Type: _____
___ New Structure Type: _____ Pool/Hot Tub Type: _____
___ Retaining Wall Height: _____ Roofing Structural? _____

Description of Work

*If doing multiple projects, include information for each. Attach additional sheet if necessary**

Total Square Footage: _____
Number of Stories: _____
Dimensions of Structure: _____ Estimate of Total Costs for all Work (Labor & Material) \$ _____
Description of Work:

Contact Person: _____ Phone Number: _____ Email: _____

I HEREBY ACKNOWLEDGE THAT I HAVE READ AND COMPLETED THIS APPLICATION AND STATE THE ABOVE IS CORRECT AND ACKNOWLEDGE THE PROJECT(S) WILL COMPLY WITH ALL MUNICIPAL ORDINANCES AND STATE LAWS REGARDING CONSTRUCTION.

Print Name: _____ Signature: _____ Date: _____

BUILDING CODE OFFICAL USE ONLY

State Fee \$4.50
Zoning Fee \$75.00
Electrical Fee
UCC Building Fee TOTAL

AFFIDAVIT OF EXEMPTION

The undersigned affirm that he/she is not required to provide workers compensation insurance under the provisions of Pennsylvania's Workers' Compensation Law for one of the following reasons, as indicated:

- _____ Property owner performing own work. If property owner does hire contractor to perform any work pursuant to building permit, contractor must provide proof of workers' compensation insurance to the municipality. Homeowner assumes liability for contractor compliance with this requirement.

- _____ Contractor has no employees. Contractor prohibited by law from employing any individual to perform work pursuant to this building permit unless contractor provides proof of insurance to the municipality.

- _____ Religious exemption under the Workers' Compensation Law. All employees of contractor are exempt from workers' compensation insurance (attach copies of religious exemption letter for all employees).

Signature of Applicant

County of _____

Municipality of _____

RESIDENTIAL ELECTRICAL PERMIT APPLICATION

THE PURPOSE

The following information will serve as a guide to make understanding and completing the *RESIDENTIAL* electrical permit application easier. This information is intended only for the *RESIDENTIAL* electrical permit application. Please refer to the *COMMERCIAL* electrical permit application for commercial electrical information.

THE APPLICATION

The following residential electrical permit application must be completed in its entirety to be considered.

Any application not fully completed with the other required accompanying documents will not be reviewed and a new application and accompanying documents will need to be resubmitted.

Electronic submissions are preferred, but not required. If you are turning in this application electronically, only PDF submissions will be considered. Electronic submissions can be emailed to the Code Enforcement Department.

Please complete the **SITE INFORMATION SECTION** in its entirety. It is important for us to have this information to make the reviewing process go smoothly.

Next, provide all the required information in the **ELECTRICIAN INFORMATION SECTION**. If the electrician for the job will be the same as the property owner, just write "SAME AS ABOVE" on the Electrician line in the electrician information section. It is extremely important that the PA Registration Number for the Electrician is provided. Additionally, we require a copy of the **ELECTRICIAN'S INSURANCE FOR WORKERS COMPENSATION OR A SIGNED EXEMPTION FORM**.

The **TYPE OF WORK SECTION** and **DESCRIPTION OF WORK SECTION** is where we learn more about the proposed project. Please include all the required information so we can review the application more efficiently. Be sure that the project description is as detailed as possible. If the description cannot fit into the provided section, feel free to attach an additional paper with the description.

REVIEW, FEE, AND PICK-UP

Often, the review process for electrical permits gets held up when not enough information is presented, or the application is incomplete. To speed up the review process, please ensure all necessary information is detailed and all necessary documents are provided. **NO PAYMENT IS REQUIRED UNTIL THE PERMIT HAS BEEN ISSUED**. When the application is approved and ready for pick-up, someone from our office will call you and inform you of the fee at that time. Note that fees vary based on the project type and scope.

Please keep a copy of all submitted documents for your records.

NO WORK IS TO BEGIN PRIOR TO THE PAYMENT AND PICK-UP OF THE PERMIT. IF ANY WORK IS STARTED PRIOR TO THE PAYMENT AND PICK-UP, YOU ARE IN VIOLATION AND SUBJECT TO FINES AND OTHER LEGAL ACTIONS.



ELIZABETH TOWNSHIP
522 ROCK RUN ROAD ELIZABETH, PA 15037
PHONE: 412-751-2880 FAX: 412-751-6002
www.elizabethwppa.com

RESIDENTIAL ELECTRICAL APPLICATION CHECKLIST

_____ Completed and Signed Residential Electrical Certificate Application Including:

_____ Completed contact information

_____ Detailed description of proposed work

_____ Estimated total cost of proposed work

_____ Signed acknowledgement

_____ Electrician's Certificate of Insurance/Exemption Form

_____ Detailed Copy of Plans and Materials to be Used

Swimming Pool Checklist, 2017 NEC

- 1.) **Maintenance Disconnecting Means**- For other than lighting, all utilization equipment pertaining to the pool shall have a disconnecting means located within sight, and at-least five feet away from the inside walls of the pool, spa or hot-tub. -NEC 680.13.
- 2.) **Cord and Plug Connections for Motors**- Pool associated motors that use cord and plug connections shall have at-least a 12AWG cord that is no longer than 3' long. Most cords supplied with the motor DO NOT MEET THIS STANDARD. – NEC 680.21(A)(3).
- 3.) **Pool Pump GFCI Protection**- Circuits supplying pool pump motors connected to 120V-240V branch circuits shall be provided with GFCI protection. -NEC 680.21(C).
- 4.) **Receptacles**- Where a permanently installed pool is located, no fewer than one 120V, 15 or 20A receptacle shall be located not less than 6' from the inside walls of the pool, and not more than 20' from the inside walls of the pool NEC 680.22(A)(1).

In no circumstances is a receptacle to be located within 6' of the inside walls of the pool NEC 680.22(A)(3).

- 5.) **Outdoor Luminaire Clearances**- In outdoor pool areas, luminaires/ceiling fans located within 5' horizontally from the inside walls of the pool, shall be located at least 12' above the maximum water level of the pool. -NEC 680.22(B).
- 6.) **Equipotential bonding**- The following items shall be bonded together with a minimum #8 AWG bare solid copper wire to form the required equipotential bonding grid of NEC 680.26.

A.) Conductive pool shells- by means of structural reinforcing steel or copper conductor grid.

B.) Perimeter Surfaces- by means of structural reinforcing steel or an #8 bare solid copper wire ran 18-24" from the inside walls of the pool, at a depth of 4-6" below sub grade.

In all cases, if the pool has a conductive shell (such as metal posts on an above ground pool) the perimeter surface bonding grid shall attach to the conductive

shell at four points, equally spaced around the pool. Non-conductive shells shall not be required to be bonded to the perimeter surface bonding grid.

- C.) *Metallic Components*- All metallic parts of the pool structure not already addressed shall be bonded.
- D.) *Underwater Lighting*- All metal forming shells and mounting brackets shall be bonded, except for listed low-voltage lighting systems.
- E.) *Metal Fittings*- All metal fittings within or attached to the pool structure shall be bonded.
- F.) *Electrical Equipment*- Metal parts of electrical equipment associated with the pool water circulating system shall be bonded. (Pump motors, water heaters).
- G.) *Fixed Metal Parts*- All fixed metal parts measured within 5' horizontally and 12' vertically shall be bonded.



ELIZABETH TOWNSHIP
522 ROCK RUN ROAD ELIZABETH, PA 15037
PHONE: 412-751-2880 FAX: 412-751-6002
www.elizabetswpa.com

RESIDENTIAL ELECTRICAL PERMIT APPLICATION

SITE INFORMATION

Site Address: _____
Owner/Tenant Name: _____
Owner/Tenant Phone Number: _____
Owner/Tenant Email: _____

ELECTRICIAN INFORMATION

Electrician Name: _____
Electrician Phone Number: _____
Electrician Email: _____
PA Registration Number: _____

TYPE OF PROPOSED WORK

Type of Work: ___ New Construction ___ Addition/Alteration ___ Minor Alteration

Estimated Total Cost for all Work (Labor & Materials): \$ _____

Check all that Apply:

<input type="checkbox"/> Branch Circuits and Wiring	<input type="checkbox"/> Service Equipment =<400A	<input type="checkbox"/> Meters and Meter Equipment (Excludes Panel)
<input type="checkbox"/> Generator - Exterior	<input type="checkbox"/> Service Equipment >400A	<input type="checkbox"/> Reconfiguration of Existing Lighting System
<input type="checkbox"/> Generator - Interior	<input type="checkbox"/> Solar PV Array	<input type="checkbox"/> Service Reconnect In-kind (Excludes Panel)
<input type="checkbox"/> Lighting	<input type="checkbox"/> Swimming Pool	<input type="checkbox"/> Single Branch Circuit (30a or Less) for Power or Lighting
<input type="checkbox"/> Panel Boards	<input type="checkbox"/> Utility Service	<input type="checkbox"/> Work on Existing Branch Circuit
<input type="checkbox"/> Power Devices	<input type="checkbox"/> Temporary Utility Service	<input type="checkbox"/> Other (Describe Below)

DESCRIPTION OF WORK:

Contact Person: _____ Phone Number: _____ Email: _____

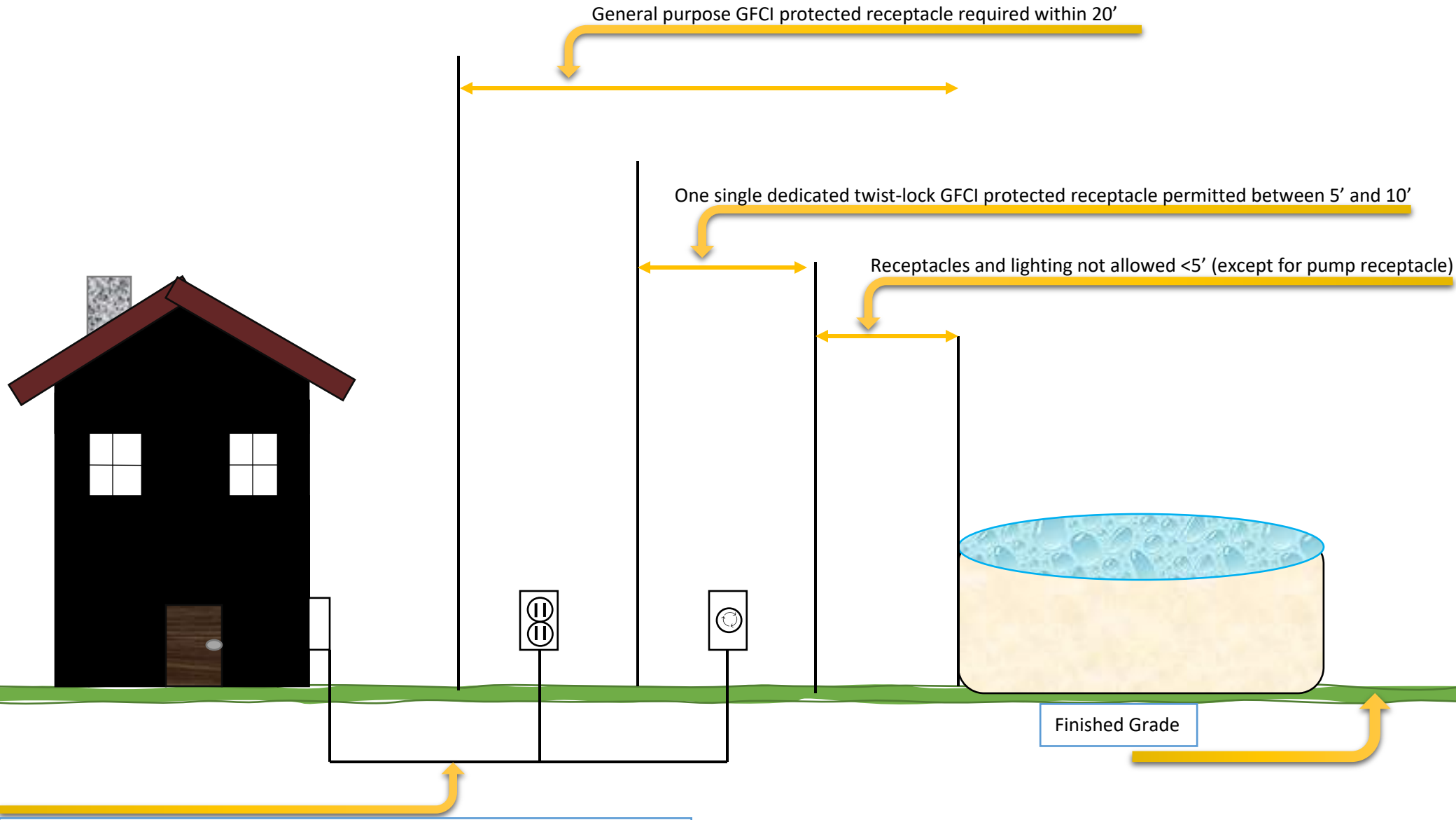
I HEREBY ACKNOWLEDGE I HAVE READ AND UNDERSTOOD THIS APPLICATION AND STATE THE ABOVE IS CORRECT AND ACKNOWLEDGE THE PROJECT(S) WILL COMPLY WITH ALL MUNICIPIAL ORDINANCES AND STATE LAWS.

Print Name: _____ Signature: _____ Date: _____

ELECTRICAL CODE OFFICAL USE ONLY

Electrical Fee _____
TOTAL _____

ELECTRICAL TIPS FOR SWIMMING POOL INSTALLATION

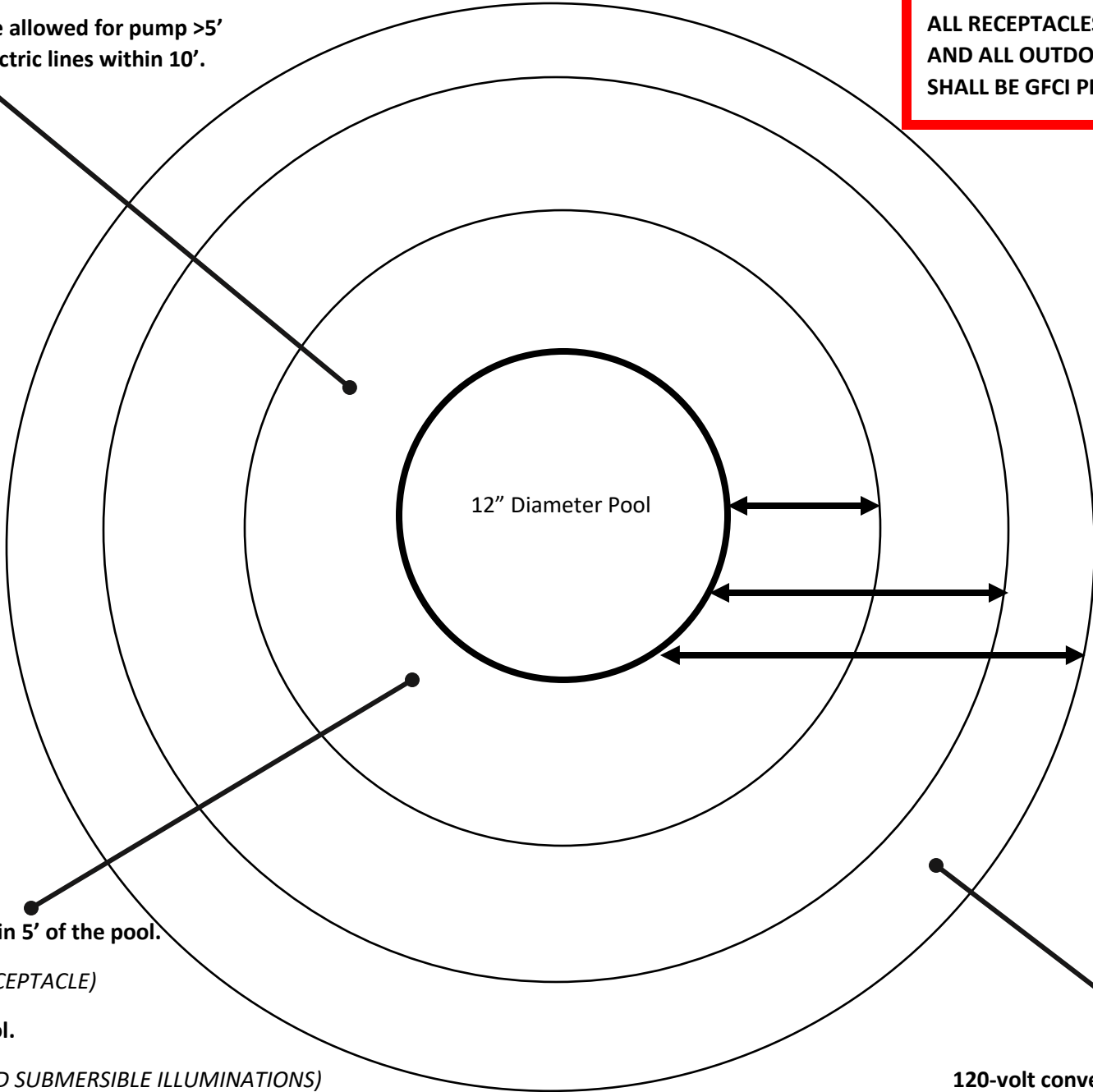


Branch circuit for permanent pools (those capable of being filled with over 42" of water) shall be pulled in electrical non-metallic tubing (PVC). Burial depth shall be a minimum of 18". Receptacles shall be GFCI protected.

ELECTRICAL TIPS FOR SWIMMING POOL INSTALLATION

Single twist-lock receptacle allowed for pump >5' and >10'. No overhead electric lines within 10'.

ALL RECEPTACLES SERVING THE POOL AND ALL OUTDOOR RECEPTACLES SHALL BE GFCI PROTECTED



12" Diameter Pool

No receptacles or lighting within 5' of the pool.

(EXCEPT FOR PUMP RECEPTACLE)

No lighting within 5' of the pool.

(EXCEPT FOR APPROVED SUBMERSIBLE ILLUMINATIONS)

No buried electric lines within 5' of the pool.

120-volt convenience outlet shall be located within 10' to 20' of the pool

POOL AND POOL BARRIER PLANS

PLEASE VIEW THE FOLLOWING INFORMATION PRIOR TO TURNING IN A POOL APPLICATION

THE PURPOSE

The following information will serve as a guide to make understanding and completing the pool application easier. To make the pool application less overwhelming, we have divided up the application in different parts to ensure we have all the required information at the time of submittal. This specific portion of the application will help us understand your plans for the required **POOL BARRIER**. Having all the required information at the time of submittal will make the review and approval processes run smoothly. Pool barriers are required with the goal of safety in mind. The chances of children drowning in pools significantly decreases when a pool barrier is in place.

THE APPLICATION

This portion of the application is formatted with a pre-designed visual for a pool barrier already included. Please fill in the required information in the provided blanks. Note that each block of information is numbered. On the pages following the visual, information and codes related to each numbered section are provided so you can confirm you are complying with all necessary codes. All requirements for this portion of the application can be found in the *2015 International Swimming Pool and Spa Code*.

The link to view the 2018 ISPSC is: <https://codes.iccsafe.org/content/ISPSC2015/chapter-3-general-compliance>

PLEASE INITIAL THE ACKNOWLEDGEMENT UNDER EACH NUMBER SECTION SO WE CAN ENSURE YOU HAVE READ AND UNDERSTAND EACH OF THE REQUIREMENTS

If you have any questions while filling out the application, please reach out to the Elizabeth Township Code Enforcement Department for assistance.

Important things to note:

- ALL pools require a zoning application.
- Only pools that are deeper than 24” require a building permit.
- Pools that are deeper than 24” also require a barrier.
- For pools requiring a building permit, please submit all required documents at the same time (building permit application, pool applications, plans, etc.)
- This cover page should **NOT** be turned in with the application. **However, please retain a copy of all submitted items for your records as well.**
- Electronic submissions are preferred, but not required. If you are submitting electronically, only **PDF** submissions will be considered. Electronic submissions can be emailed to the Elizabeth Township Code Enforcement Department.
- Include a copy of all the materials you will be using (generally, the photo and description of the materials given on the website of purchase will suffice).
- **THIS APPLICATION MUST BE COMPLETED IN ITS ENTIRETY (INCLUDING INITIALS) TO BE CONSIDERED.**

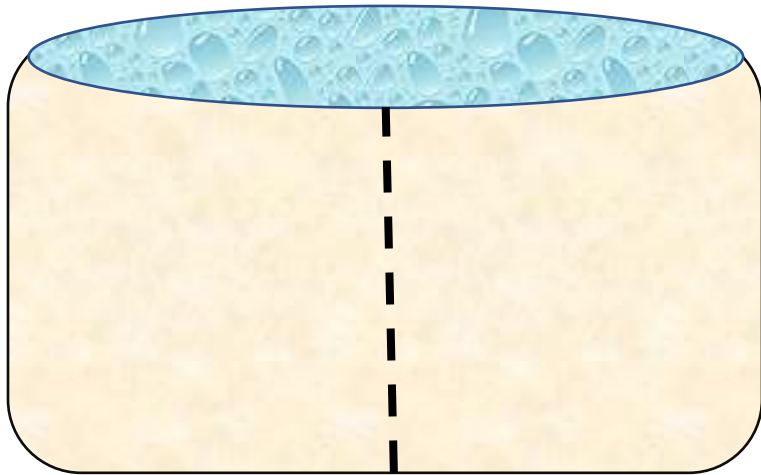
SWIMMING POOLS/HOT TUBS

Pool: _____
In ground: _____ or Above Ground: _____

Hot Tub: _____
In ground: _____ or Above Ground: _____

SWIMMING POOL – SIDE VIEW

HOT TUB – SIDE VIEW



1

Depth of Pool: _____



2

Depth of Hot Tub: _____

Rectangular Pool

Length: ____ Width: ____ Height: ____

Circular Pool

Diameter: ____

Rectangular Hot Tub

Length: ____ Width: ____ Height: ____

Circular Hot Tub

Diameter: ____

SWIMMING POOLS/HOT TUBS

1 BUILDING PERMIT REQUIREMENTS

Any swimming pools deeper than 24" requires a building permit and barrier.

Found at: <https://ecode360.com/26857854>

I ACKNOWLEDGE THAT I HAVE WRITTEN THE DEPTH AND DIMENSIONS OF THE SWIMMING POOL IN THE ABOVE DRAWING: _____

2 HOT TUB BARRIER

Hot tubs also require a barrier.

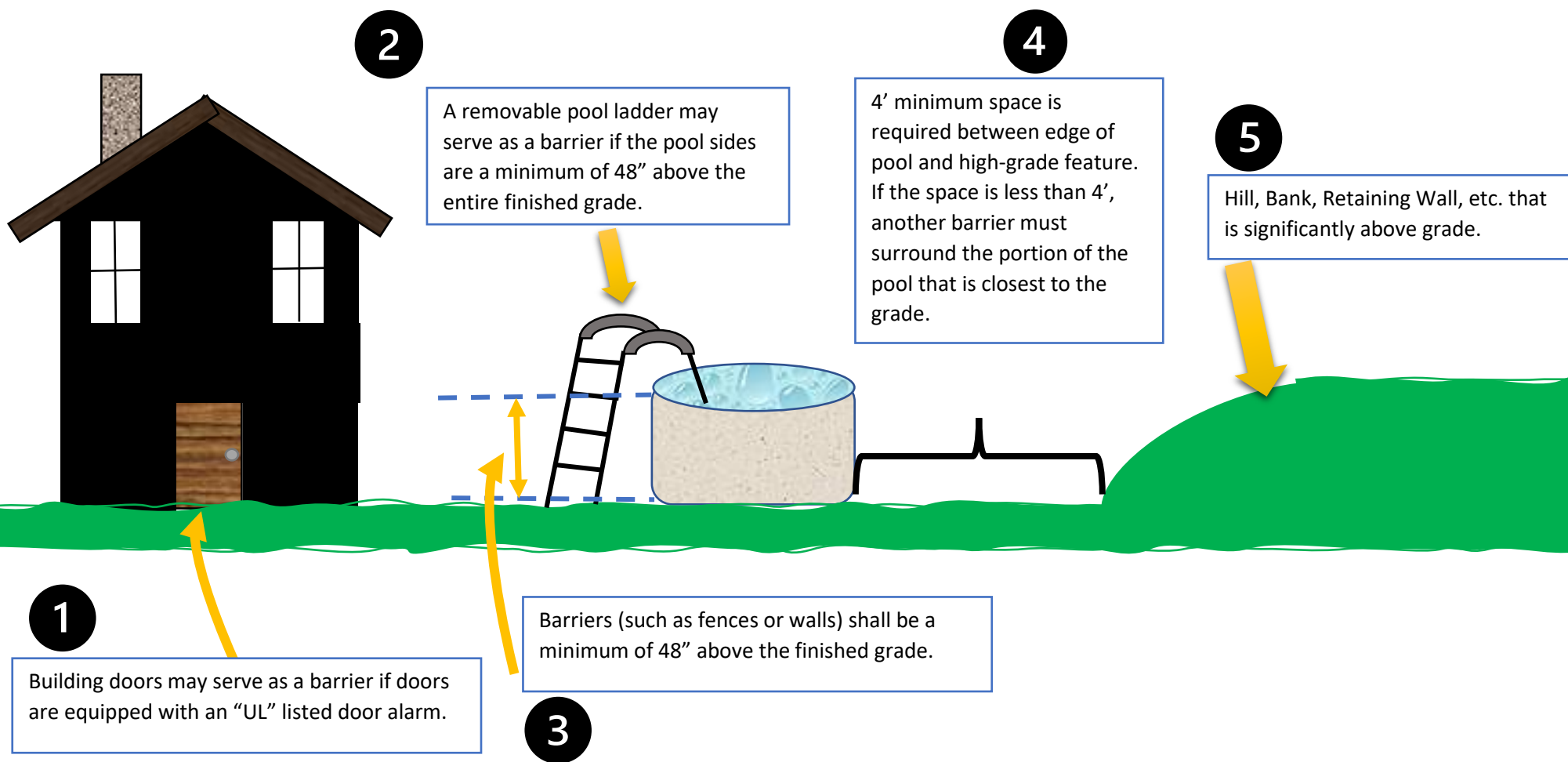
Found at: <https://ecode360.com/26857854>

I WILL BE USING A COVER AS A BARRIER: _____

I WILL BE USING A FENCE AS A BARRIER: _____

I ACKNOWLEDGE THAT I HAVE WRITTEN THE DEPTH AND DIMENSIONS OF THE HOT TUB IN THE ABOVE DRAWING: _____

POOL BARRIER



POOL BARRIER

1 STRUCTURE AS A BARRIER

Must be in compliance with the 2018 INTERNATIONAL SWIMMING POOL AND SPA CODE

Page 30 – 305.4 STRUCTURE WALL AS A BARRIER

Found at: <https://codes.iccsafe.org/content/ISPSC2015/chapter-3-general-compliance>

MY DOOR WILL BE EQUIPPED WITH A "UL" LISTED DOOR ALARM: _____

MY DOOR WILL NOT BE EQUIPPED WITH A "UL" LISTED DOOR ALARM (WILL NOT BE USING A STRUCTURE AS A BARRIER): _____

I ACKNOWLEDGE THE REQUIREMENTS FOR A DOOR TO BE CONSIDERED A BARRIER: _____

2 POOL LADDER BARRIER

Must be in compliance with the 2018 INTERNATIONAL SWIMMING POOL AND SPA

CODE Page 30 – 305.5 ONGROUND RESIDENTIAL POOL STRUCTURE AS BARRIER

Found at: <https://codes.iccsafe.org/content/ISPSC2015/chapter-3-general-compliance>

HEIGHT OF POOL SIDES ABOVE THE FINISHED GRADE: _____

I WILL BE USING A REMOVEABLE POOL LADDER AS A BARRIER: _____

I WILL NOT BE USING A REMOVEABLE POOL LADDER AS A BARRIER: _____

I ACKNOWLEDGE THE CRITERIA REQUIRED FOR A REMOVEABLE POOL LADDER TO SERVE AS A BARRIER: _____

POOL BARRIER

3 FENCE/WALL AS A BARRIER

Must be in compliance with the 2018 INTERNATIONAL SWIMMING POOL AND SPA CODE

Page 29 – 305 BARRIER REQUIREMENTS

Found at: <https://codes.iccsafe.org/content/ISPSC2015/chapter-3-general-compliance>

I WILL BE USING A FENCE/WALL AS A BARRIER: _____ I WILL NOT BE USING A FENCE/WALL AS A BARRIER: _____

IF USING A FENCE/WALL, HOW HIGH ABOVE THE FINISHED GRADE WILL IT BE: _____

I ACKNOWLEDGE THAT IF I AM USING A FENCE/WALL AS A BARRIER, IT MUST BE AT LEAST 48" ABOVE THE FINISHED GRADE: _____

4 HIGH GRADE FEATURES

Must be in compliance with the 2018 INTERNATIONAL SWIMMING POOL AND SPA CODE

Page 29 – 305 BARRIER REQUIREMENTS

Found at: <https://codes.iccsafe.org/content/ISPSC2015/chapter-3-general-compliance>

I ACKNOWLEDGE THAT IF THERE IS LESS THAN A 4' SPACE BETWEEN MY POOL AND A HIGH-GRADE FEATURE, THERE MUST BE ANOTHER BARRIER FORM AROUND THAT PORTION OF THE POOL, SUCH AS A FENCE: _____

5 HIGH GRADE FEATURES cont...

A high-grade feature includes hills, walls, or the like that would allow jumping from the grade into the pool.

I ACKNOWLEDGE THAT I UNDERSTAND WHAT A HIGE-GRADE FEATURE IS, AND UNDERSTAND HOW THESE GRADES AFFECT THE BARRIER REQUIREMENTS OF THE POOL: _____

POOL BARRIER

SPECIFIC CODE REQUIREMENTS:

- Private residential swimming pools, hot tubs and spas containing water more than 24 inches in depth shall be completely surrounded by a fence or barrier at least 48 inches in height above the finished ground level measured on the side of the barrier away from the pool.
- The fence shall be constructed as to have no openings, holes, or gaps larger than two (2) inches in any dimension.
- If the fence or wall is a picket fence, the horizontal dimensions maintained shall not exceed four (4) inches.
- A dwelling or accessory structure may be used as part of such barrier enclosure.
- All gates or door openings through such enclosure shall be equipped with a self-closing, self-latching device on the pool side of the gate or door.
- Self-closing and self-latching gates shall positively close and latch when released from an open position of six (6) inches from the gatepost.
- The door of any dwelling or accessory building which forms a part of the enclosure need not be so equipped with self-closing and self-latching mechanisms.
- Above ground pools having walls four feet or greater in height, consistently for the entire perimeter of the pool, may be excluded from the fencing requirement provided such pools are equipped with access ladders which may be raised and locked in a near vertical position when the pool is unattended.
- Openings created by the securing, locking or removal of ladders and steps may not allow the passage of a four (4)-inch sphere.
- Spas or hot tubs with a safety cover that complies with ASTM F 1346 shall be exempt from the barrier provisions mentioned above.

